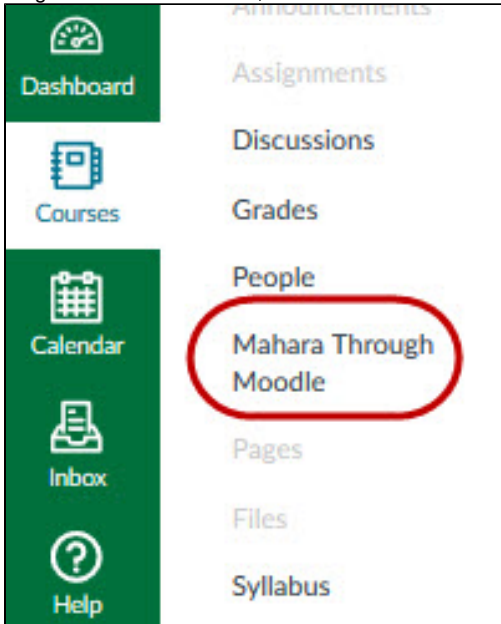


# How do I give or remove access to Mahara e-portfolio to students in Canvas?

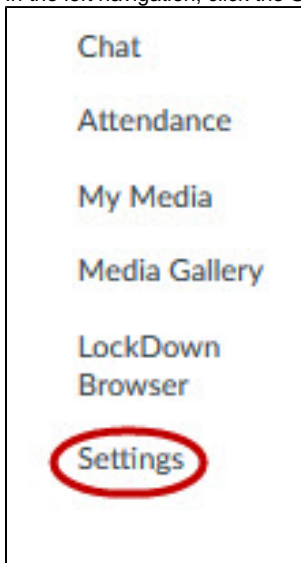
## Tell Me

By default, the Mahara Through Moodle link in the left course navigation is active. Mahara access is available via Moodle. Faculty and students will need to log into Moodle before they can access Mahara.

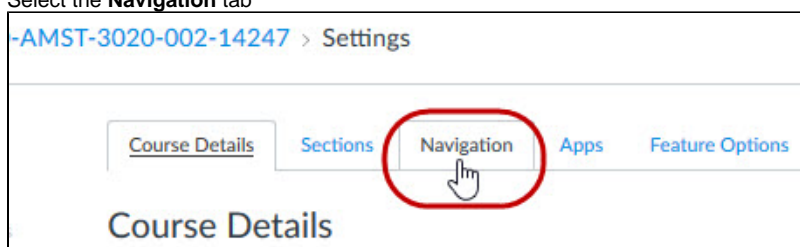
1. To grant access to Mahara, leave the link **Mahara Through Moodle** in the left navigation of your course



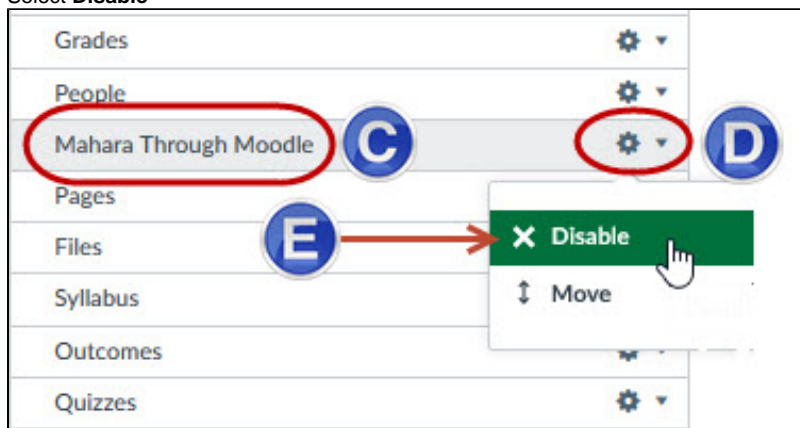
2. To remove access to Mahara:
  1. In the left navigation, click the **Settings** link



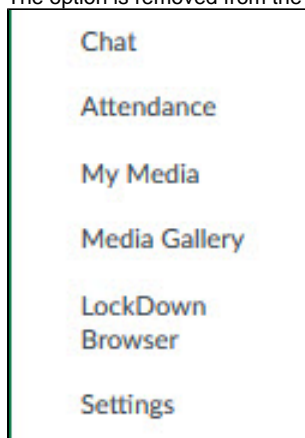
2. Select the **Navigation** tab



3. Locate the **Maraha Through Moodle** link in the list at the top of the page
4. Click the **Edit** icon, it looks like a gear
5. Select **Disable**



6. The option is removed from the list
7. Scroll to the bottom of the page and click **Save**
8. The option is removed from the left navigation



---

## Related FAQs

- How do I use Duo while traveling outside the U.S.?
- How do I use Duo if I don't have an internet connection on my mobile device?
- When does my NinerNET account expire?
- Can I get removed from Duo after I have been enrolled?
- How can I specify that a Kaltura video in Canvas can be downloaded by students?