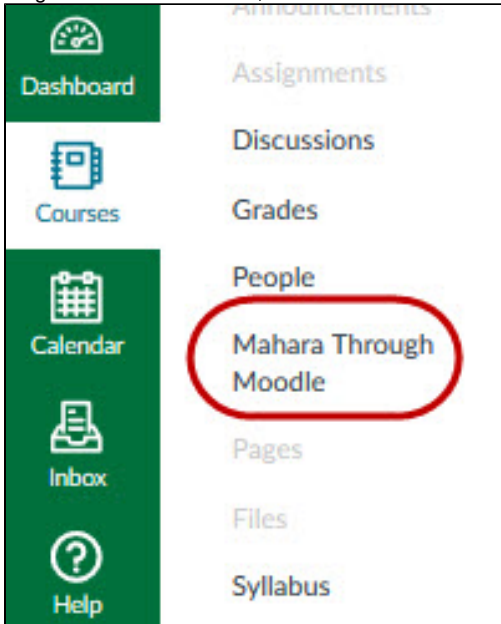


How do I give or remove access to Mahara e-portfolio to students in Canvas?

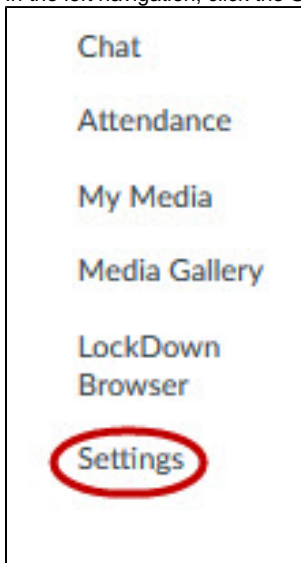
Tell Me

By default, the Mahara Through Moodle link in the left course navigation is active. Mahara access is available via Moodle. Faculty and students will need to log into Moodle before they can access Mahara.

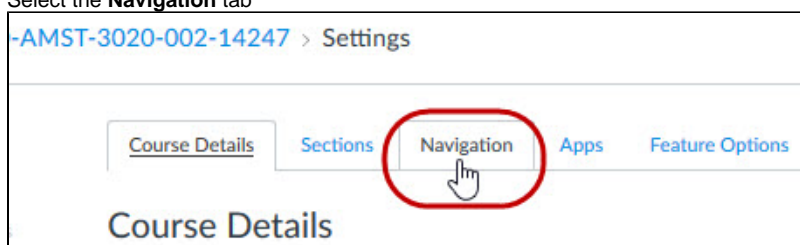
1. To grant access to Mahara, leave the link **Mahara Through Moodle** in the left navigation of your course



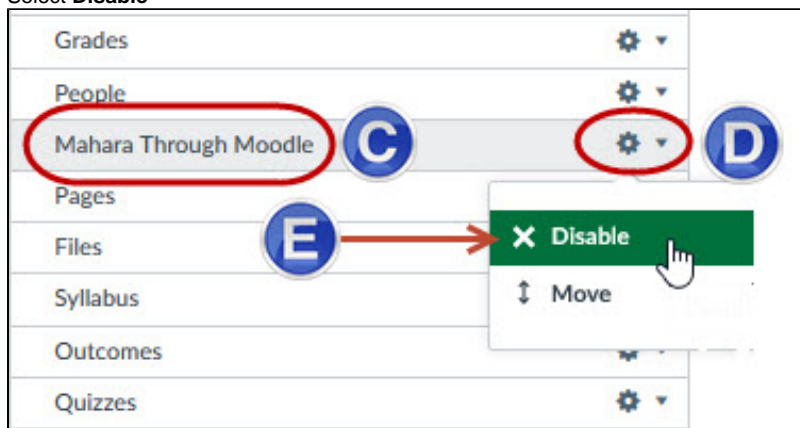
2. To remove access to Mahara:
 1. In the left navigation, click the **Settings** link



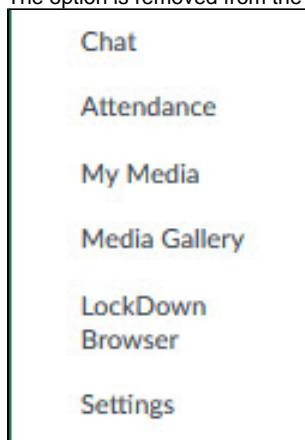
2. Select the **Navigation** tab



3. Locate the **Mahara Through Moodle** link in the list at the top of the page
4. Click the **Edit** icon, it looks like a gear
5. Select **Disable**



6. The option is removed from the list
7. Scroll to the bottom of the page and click **Save**
8. The option is removed from the left navigation



Related FAQs

Page:How do I install Sophos antivirus on my home computer?

Page:What phone models are available for office use?

Page:Can I use Amazon's AWS Educate for group projects and pool credits together?

Page:How many AWS Educate credits do I get?

Page:How do I sign up for/log into an AWS Educate account?