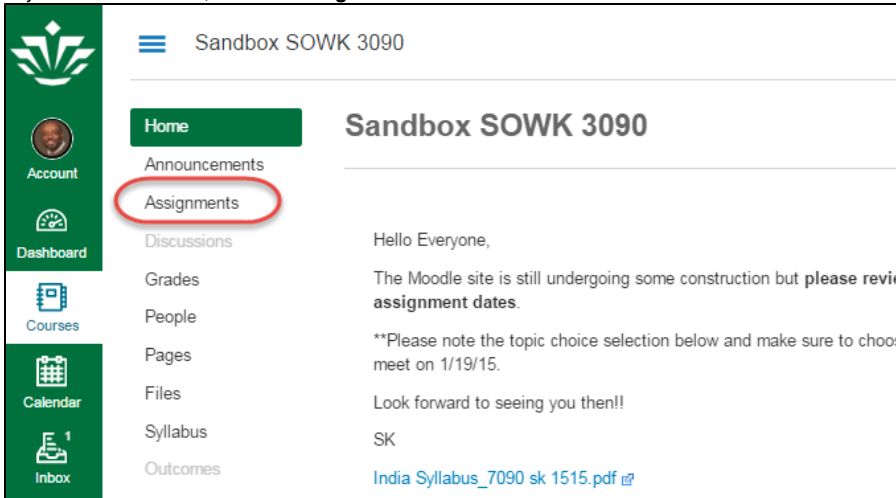


How do I create a Video Assignment in Canvas using Kaltura?

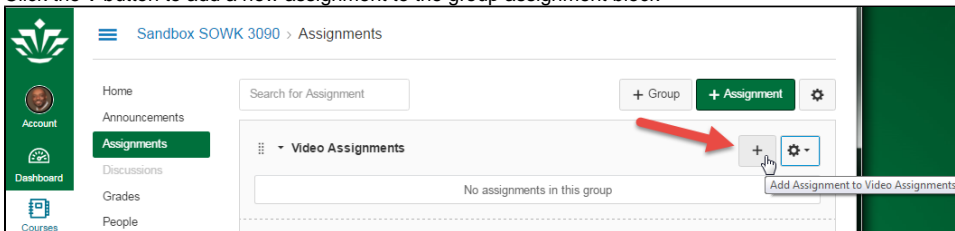
Tell Me

While Canvas Assignments offers an online submission type called **Media Recordings**, Kaltura's **My Media** is the University's preferred video management tool for video assignments. Use this option to require students to submit their video assignments.

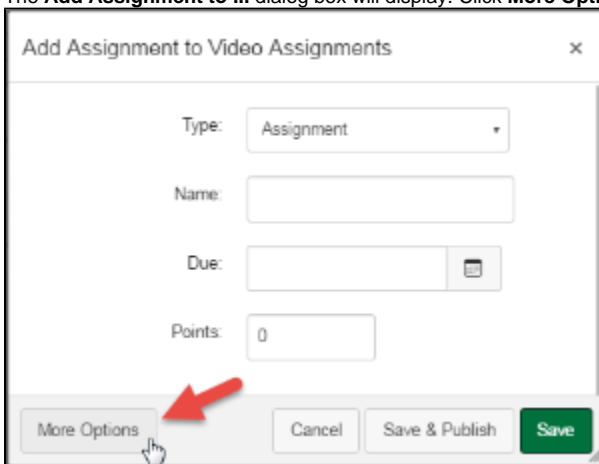
1. In your Canvas course, click the **Assignments** link



2. Click the **+** button to add a new assignment to the group assignment block

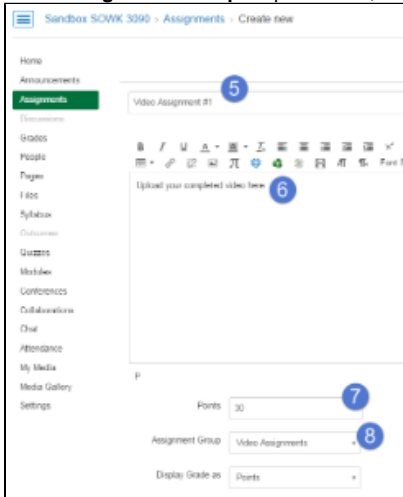


3. The **Add Assignment to ...** dialog box will display. Click **More Options** to expand the Assignment page

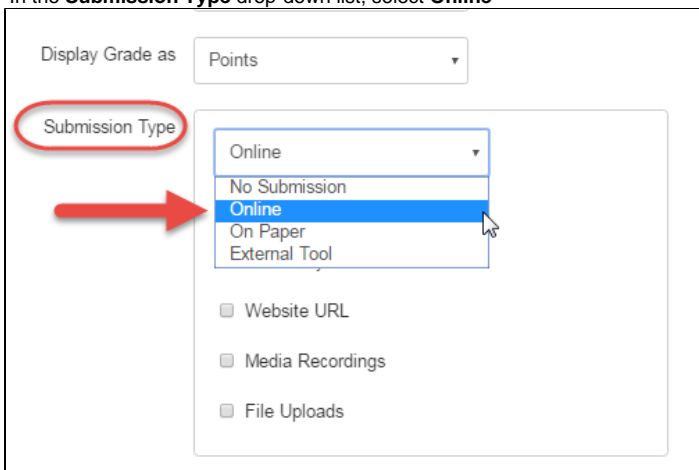


4. The Create new assignment page is displayed
5. In the **Assignment Name** text box, type the name of your assignment
6. In the text box, type the assignment instructions (Use the Rich Content Editor to add images, text, links, equations, or insert media)
7. In the **Points** text box, type the highest grade students can receive

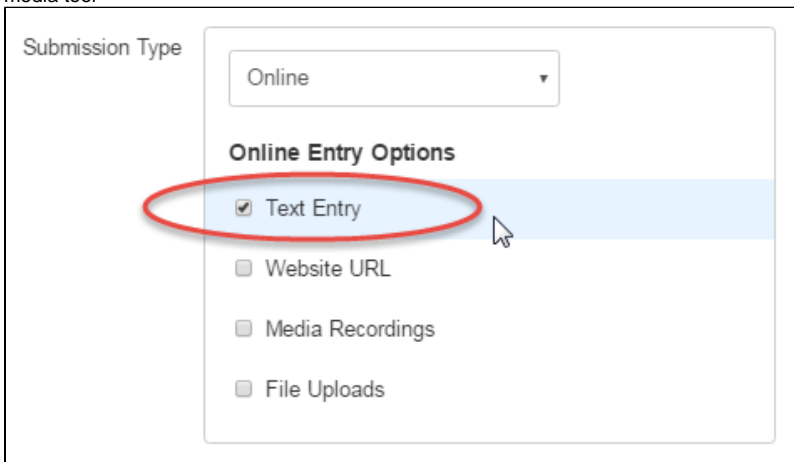
8. In the **Assignment Group** drop-down list, select the group that the assignment will be a part of



9. In the **Submission Type** drop-down list, select **Online**



10. For the **Online** submission type, select **Text Entry** in the online entry options. Text Entry uses the Rich Content Editor which has Kaltura as a media tool



i Media Recordings

The option **Media Recordings** uploads media (video/audio) into your Canvas course which has a limited (5.2Gb) file space. Kaltura's file space is approximately 150Tb and is a streaming media server able to transmit media at various internet speeds. By using Kaltura instead, students can submit an audio or video recording into their **My Media** that fulfills the assignment. They can either record new media or upload existing media.

- 11. Select the due date and the available from dates
- 12. Save and publish the assignment
- 13. Your saved video assignment will now be displayed
- 14. To add a rubric, click **Add Rubric** if needed

15. **Speedgrader** is available to view each student completed video and to add grades and comments

Sandbox SOWK 3090 > Assignments > Video Assignment #1

Home
Announcements
Assignments
Discussions
Grades
People
Pages
Files
Syllabus
Outcomes
Quizzes
Modules
Conferences
Collaborations
Chat
Attendance
My Media
Media Gallery

Video Assignment #1

Published Edit

Related Items
SpeedGrader™

Upload your completed video here

15

Points 30
Submitting a text entry box

Due	For	Available from	Until
-	Everyone	-	-

Add Rubric 14

16. Your students will now be able to select this Video Assignment to upload their video project.

Related FAQs

- [How do I create a Canvas Assignment that is automatically graded?](#)
- [How can I upload final grades from Canvas to Banner?](#)
- [How do I reset Canvas grading for an assignment if a late policy has been applied?](#)
- [How do I book an Appointment with my Instructor through WebEx in Canvas?](#)
- [How do I request captions for a Kaltura video?](#)