

How can I create a presentation in Kaltura Capture?

Tell Me

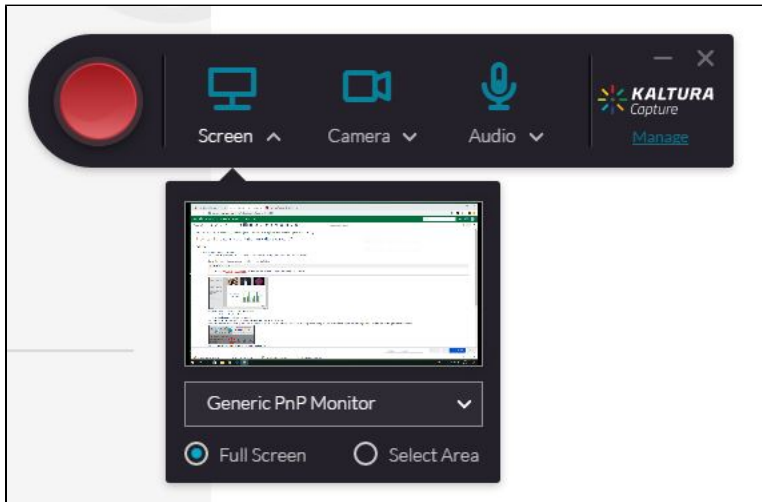
Recommendations

There are several factors that affect **student engagement in online instructional videos**.

1. **Shorter videos** are more engaging (4-6 minutes)
2. **Video engagement** is important - speak directly to your students in your presentation
3. **Use your voice** to bring excitement, interest, and understanding of the content
4. **Be concise** - use a script to guide your presentation - reduces cognitive load for learning
5. **Show yourself** periodically in the video speaking to your students (supports engagement)
6. **Utilize screen capture** or writing content (facilitating the learning)
7. Recorded classroom lectures (30 mins - 1 hour) **should be chunked** (broken up into several videos) for clarity and engagement
8. Don't use video to lecture to your student; utilize **tutorials or case studies** to engage them on the content
9. **Utilize other content** (videos, text, audio, simulation, case studies) in support of your video for clarity and understanding

1. Record a Multi-Source Presentation

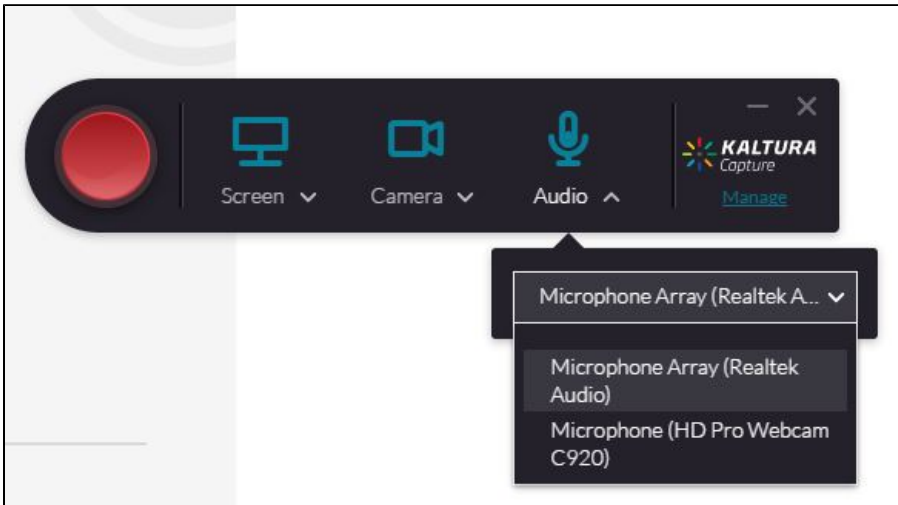
- a. Click on the **Screen** drop downs to select your recording sources (full screen, select areas, web-camera, etc.)



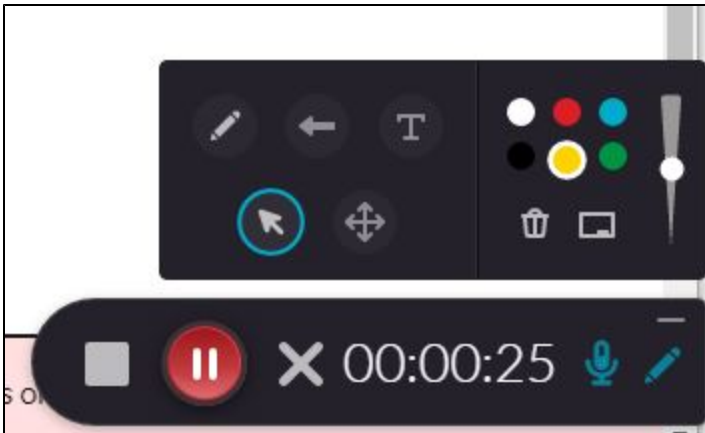
- b. Select the number of screen sources you intend to use (up to two) - one should be the screen displaying your presentation, a second source could be a web-camera or another screen source

MAC Users!

When using the Kaltura Capture Desktop Recorder on a Mac, you can only choose one camera



- c. Select the **Audio** source
- d. Click **Record**. A 3 second countdown is displayed and the recording begins
- e. Click the **Pencil Icon** to activate the drawing tools. The drawing tools can be used to draw freely on the screen during the recording. You can stress important points by drawing a circle around them, or highlight important aspects



- f. Click the large **X** when you are finished recording the presentation



Related FAQs

- [How can I specify that a Kaltura video in Canvas can be downloaded?](#)
- [How can I tell who has viewed the video I added to my Canvas course?](#)
- [How do I post a YouTube Video using Kaltura My Media?](#)
- [How do I download a Kaltura Video in Canvas?](#)
- [Which tools can I use to create videos or presentations for my class?](#)