

How do I access my OneDrive?

Tell Me

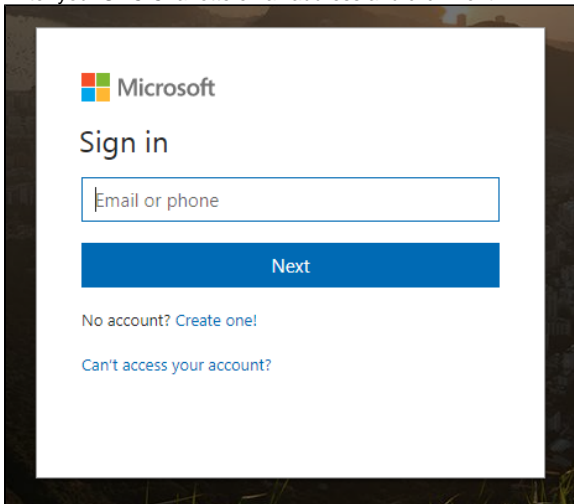
Info

Accounts are automatically created in Office 365 for UNC Charlotte faculty, staff, and students. Generic accounts are not provisioned in OneDrive because they aren't "people".

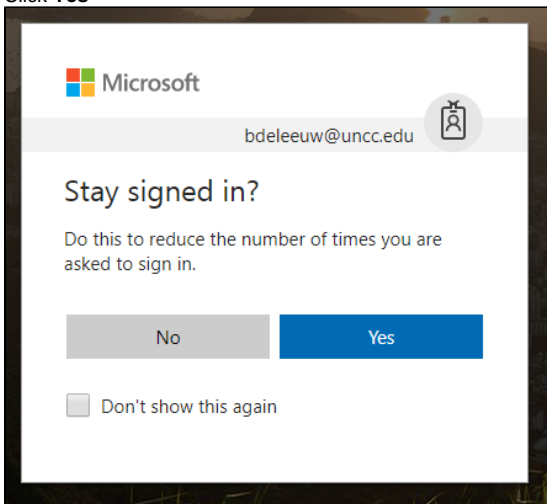
If you haven't already claimed your license, [visit this FAQ](#).

To access your UNC Charlotte OneDrive:

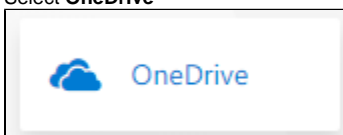
1. Go to <https://login.microsoftonline.com/>
2. Enter your UNC Charlotte email address and click **Next**



3. Click **Work or school account**
4. Enter your UNC Charlotte NinerNET password and click **Sign in**
5. Click **Yes**



6. Select **OneDrive**





Info

These instructions are for UNC Charlotte's Microsoft Office 365 for Education domain not for personal Microsoft Office 365 accounts.

Related FAQs

- [How do I download the Microsoft OneDrive App to my computer?](#)
- [How do I access my OneDrive?](#)